



aerospace
 climate control
 electromechanical
 filtration
 fluid & gas handling
 hydraulics
 pneumatics
 process control
 sealing & shielding



Connection Solutions

for Food Machinery and Process Applications

Instant Fittings, Tubing, Function Fittings,
 Couplers, Accessories



Parker Legris connectic

products are available from

MARYLAND METRICS

P.O. Box 261 Owings Mills, MD 21117 USA

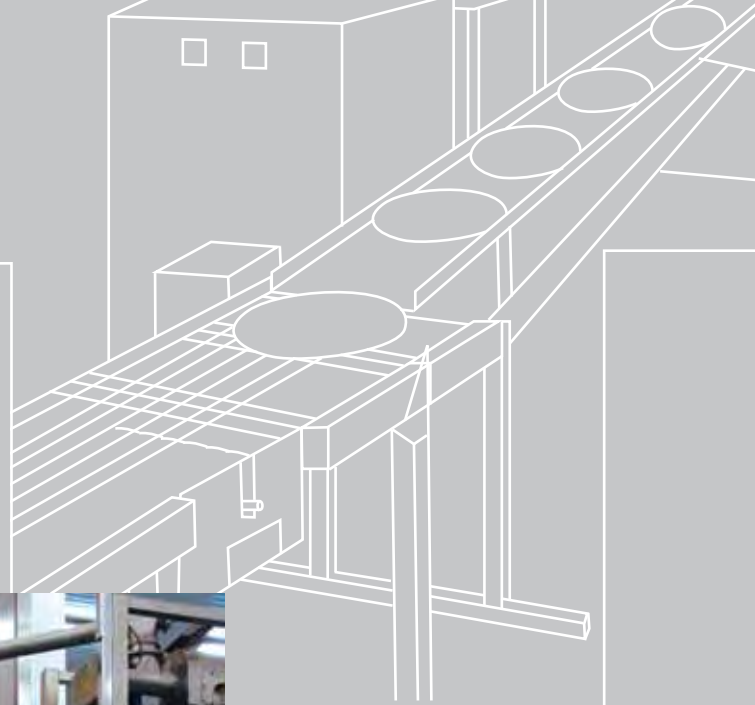
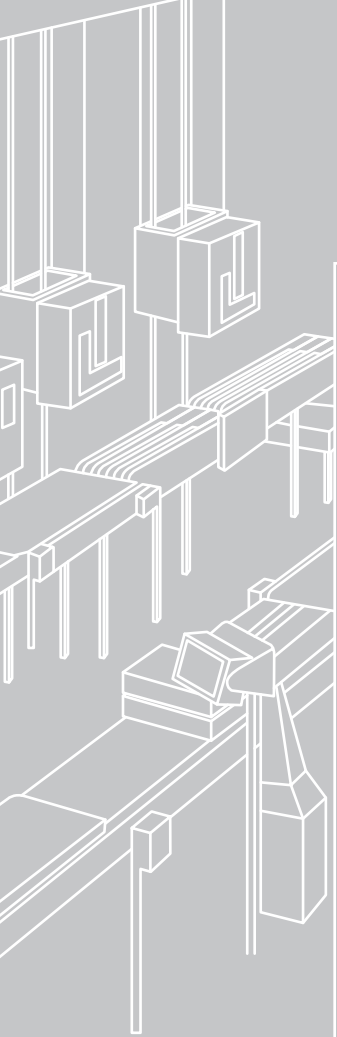
ph: (410)358-3130 (800)638-1830

fx: (410)358-3142 (800)872-9329

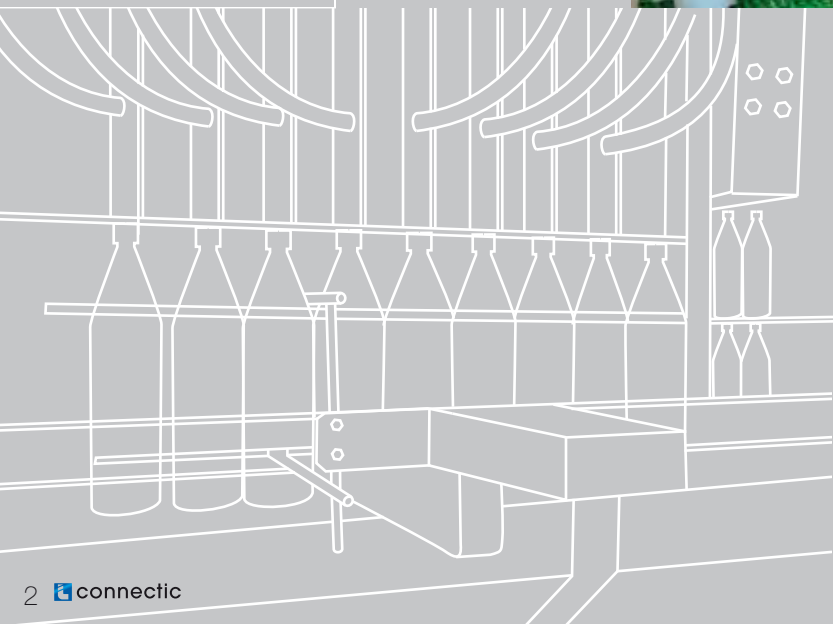
email: sales@mdmetric.com web: <http://mdmetric.com>

RFQ form: <http://mdmetric.com/rfq.htm>

ENGINEERING YOUR SUCCESS.



High quality products, innovative solutions and an international presence.



A complete range of pneumatic products meeting the requirements of food processing and packaging applications.

Contents

Fittings Adapted to Each Zone of the Food Process Industry

4

Our Solution for Each Food Zone Area

6

1 & 2
Robust products conveying any type of fluid, corrosion-resistant, safe, and easy to clean.



Our Solution for the Splash Zone

10

3
Robust products, resistant to corrosion and mechanical constraints.



Our Solution for the Non Food Zone

12

4
Products with high performance pressure and temperature capability.



LIQUIfit™

Our new range for the transportation of water, beverages and other consumable liquids.

14





Fittings Adapted Zone of the Food

Member of the EHEDG (European Hygienic Equipment Design Group), Parker-Legris is committed to developing wide ranges of robust pneumatic components that are chemically

Food Zone

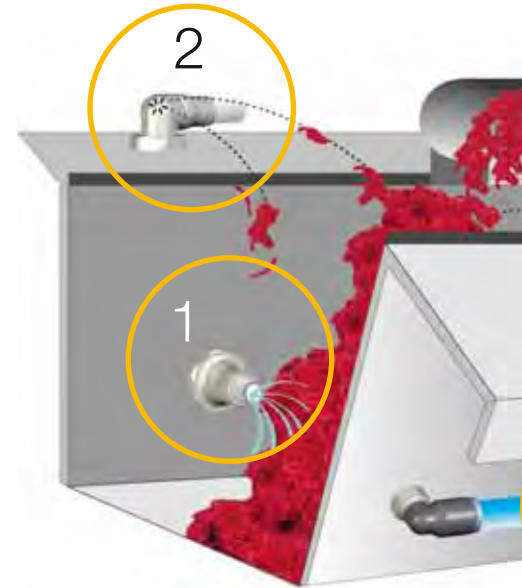


CHARACTERISTICS OF THE ZONE

Surfaces in contact with foodstuffs or where there can be a risk of projection or migration of materials into the manufacturing process.

1&2

- 1 - Fluid and food
- 2 - Air, vacuum and water



REQUIREMENTS FOR PNEUMATIC COMPONENTS

- High hygienic standards: materials and shapes suitable for use with foodstuffs.
- Aggressive cleaning agents: non-corrosive, non-toxic and non-absorbent materials.
- Mechanical strength during use or when cleaning: a robust product.

Splash Zone

CHARACTERISTICS OF THE ZONE

Surfaces subject to the projection of food, but with limited potential return to the manufacturing process.

3



- 3 - Air, water and vacuum

OUR PRODUCT ANSWER

A wide and complete range of robust stainless steel products, manufactured in accordance with HACCP methodology (Hazard Analysis Critical Control Point). Fittings with a hygienic design, easy to clean for permanent contact with food, conforming to FDA and 1935/2004/EC standards.

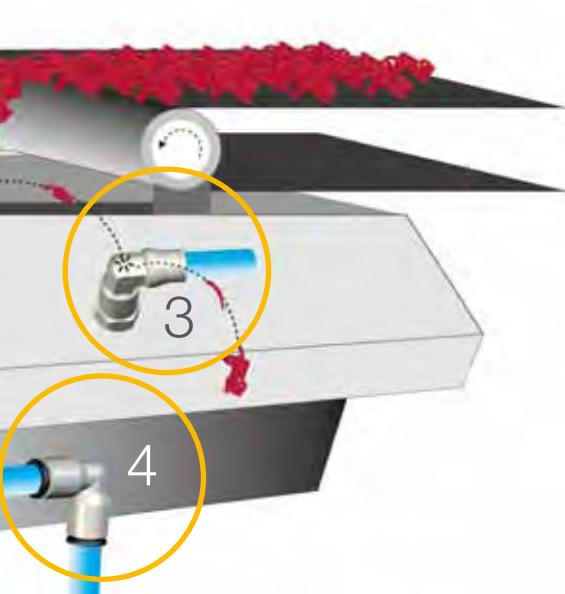


REQUIREMENTS FOR PNEUMATIC COMPONENTS

- High hygienic standards: materials and shapes suitable for use with foodstuffs.
- Aggressive cleaning agents: slightly corrosive, non-toxic and non-absorbent materials.
- Mechanical strength during use or when cleaning: a robust product.

to Each Process Industry

resistant and easy to clean. Our offer perfectly suits each food process zone, enabling the manufacture of machinery and equipment which meet 3A and EN 1672-2 standards.



Non-Food Zone



CHARACTERISTICS OF THE ZONE

Surfaces which are not in contact with food.

4

4 - Air and vacuum

REQUIREMENTS FOR PNEUMATIC COMPONENTS

- High pressures and temperatures: technical performance of components.
- Quick, reliable and safe connection / disconnection.
- Frequent cleaning: less corrosive materials.

OUR PRODUCT ANSWER

A wide range of high phosphorus bonded nickel-plated brass fittings, compatible with many aggressive fluids. A quick connecting, reliable and safe gripping system, extremely resistant to high pressures, temperatures and shocks.



OUR PRODUCT ANSWER








An extensive range of polymer fittings, with high mechanical and chemical resistance, optimized dimensions and body designs to satisfy the ergonomics and aesthetics of pneumatic installations. A quick connecting, reliable and safe gripping system, extremely resistant to high pressures, temperatures and shocks.



Our Solution for the Food

 STAINLESS STEEL INSTANT FITTINGS 			
316 L / FKM SEALS		303/316 L / FKM SEALS	
THREADED FITTINGS	TUBE TO TUBE FITTINGS	THREADED FITTINGS	TUBE TO TUBE FITTINGS
 3905 / 3901 taper and parallel	 3906 Ø4 to Ø12	 3805 / 3801 taper and parallel	 3806 Ø4 to Ø12
 3921 / 3931 taper and parallel	 3916 IP51 Ø4 to Ø12	 3821 / 3831 taper and parallel	 3816 IP51 Ø4 to Ø12
 3909 / 3999 taper and parallel	 3902 Ø4 to Ø12	 3809 / 3899 taper and parallel	 3802 Ø4 to Ø12
 3989 / 3979 taper and parallel	 3904 Ø4 to Ø12	 3889 / 3879 taper and parallel	 3804 Ø4 to Ø12
 3903 / 3993 taper and parallel	PLUG-IN FITTINGS  3966 Ø4 to Ø10	 3803 / 3893 taper and parallel	PLUG-IN FITTINGS  3866 Ø4 to Ø10
 3908 / 3998 taper and parallel	CARTRIDGES  3900 Ø4 to Ø12	 3808 / 3898 taper and parallel	CARTRIDGES  3800 Ø4 to Ø12

INSTANT FITTINGS
Working Pressure: 30 bar maximum Vacuum: 99% Temperature Range: -20°C to +120°C Available Diameters: Ø4 to Ø12 Available Threads: M5 to 1/2

FUNCTION FITTINGS 316 L ⁽¹⁾ 		
FLOW REGULATORS WITH THREADED FITTINGS	QUICK EXHAUST VALVES WITH THREADED FITTINGS	NON-RETURN VALVES WITH THREADED FITTINGS
 7810 parallel	 7899 parallel	 4890 parallel
 7820 parallel		 4891 parallel
		 4892 parallel

FUNCTION FITTINGS	
Flow control regulators:	Working Pressure: 1 to 10 bar / 1 to 16 bar (7820) Temperature Range: 0°C to +70°C / -15°C to 120°C (7820) Available Threads: M5 to 1/2
Exhaust valves:	Working Pressure: 2 to 10 bar Temperature Range: -10°C to +120°C (1/8 and 1/4) or -20°C to +80°C (3/8 and 1") Available threads: 1/8 to 1"
Non-return valves:	Working Pressure: 0,5 to 40 bar Temperature Range: -20°C to +180°C Available Threads: 1/8 to 1"































⁽¹⁾ Not suitable for the transportation of liquid food

⁽²⁾ Authorised for contact with dry or temporarily moist food (10 minutes maximum)

⁽³⁾ Authorized for contact with food, but sensitive to very aggressive chemical cleaning agents

Zone



ACCESSORIES 			TUBING 		STAINLESS STEEL BALL VALVES	STAINLESS STEEL COUPLERS 316 L 
EQUAL ELBOWS	ADAPTORS	SILENCERS	CALIBRATED FEP	POLYETHYLENE (3)		FKM FDA SEALS
 1843 female parallel	 1864 male NPT / female parallel	 0682 parallel	 1005T 1025T	 1025Y 1100Y	 4812 parallel	 9201 male parallel body
 1844 male taper / female parallel	 1867 male taper / female NPT	PLUGS	CRYSTAL POLYETHER POLYURETHANE(2)	BRAIDED PVC	 4832 parallel	 9214 female parallel body
BULKHEAD ADAPTOR	REDUCERS	 0285 taper	 1025U..R 1100U..R	 1025V 1050V	 0591 parallel	 9287 male parallel probe
 1817 parallel	 1863 male taper / female parallel	FLUOROPOLYMER TAPE			 4810 parallel	 9286 female body BSP parallel
SLEEVES	INCREASERS	 0605			 0465 parallel	Ø INTERNAL Series X20* 2,7 mm Series X21* 5 mm Series X25* 7,4 mm <small>*To order products with FKM FDA seals, please add suffix 21 (ex: 9201X20 19 21)</small>
 1855 parallel	 1861 male taper / female parallel	STAINLESS STEEL FERRULES				
 1862 Reducers - Increasers parallel	PLUG-IN  3826	 1827 Ø4 to Ø14				


ACCESSORIES
Working Pressure: 150 bar maximum (silencers: 12bar)
Temperature Range: -20°C to +180°C
Available Threads: 1/8 to 1"

TUBING
External Diameters:
Ø4 to Ø12

BALL VALVES
Internal Diameter:
4 to 50 mm
Available Threads:
1/4 to 2"

COUPLERS
Working Pressure: 35 bar maximum
Temperature Range:
-15°C to +200°C
Available Threads:
M5 to 1/2

Find all the technical characteristics of these products on our website www.parkerconnectic.com
From the «Low pressure» menu, enter the reference for each item and access full details: technical data, dimensions, certificates, CAD drawings.



1&2

Stainless Steel Fittings



A new range
of stainless
steel instant
fittings
combining
robustness
and hygienic
design

The Largest Range on the Market

- 2 new product ranges for demanding conditions of use:
 - LF 3900: a range of instant fittings in full 316L stainless steel, with FKM seals, for optimum resistance to aggressive environments
 - LF 3800: a range of instant fittings in full 316L stainless steel (except for the collet in 303), with FKM seals, for basic chemical resistance and a competitive price positioning
- 21 different product body shapes, diameters from 4mm to 12mm, threads from M5 to 1/2
- 2 thread types: taper and parallel

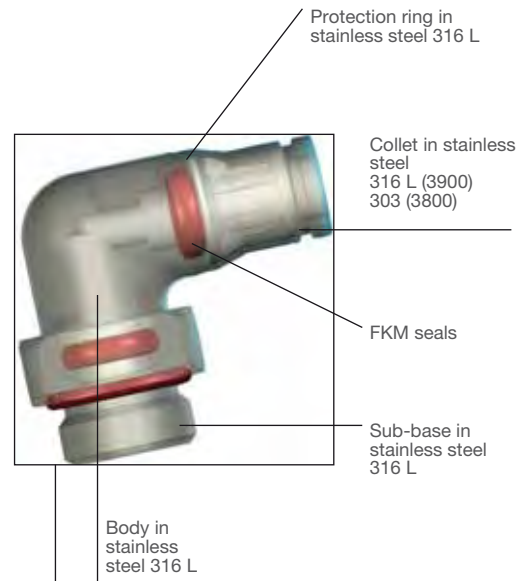


LF 3900 / 3800



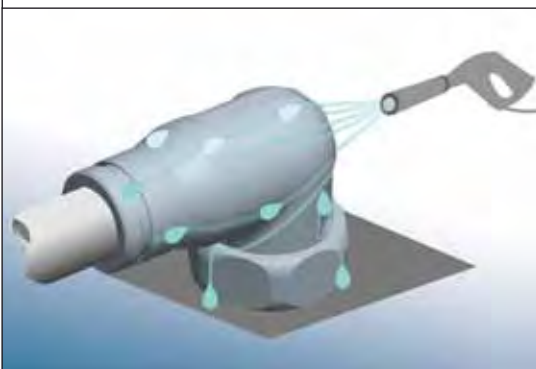
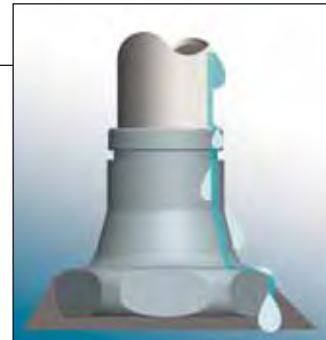
Reliable and Robust Design

- **Proven gripping technology:**
 - the collet guarantees excellent gripping and improved pull-out strength for soft and stainless steel tubing
 - the collet is resistant to mechanical shocks and prevents whiplash, in particular when using metallic (pre-grooved) tubing
- **Simple and reliable design**
- **100 % control of manufactured components** in order to guarantee quality, traceability and performance
- **FKM seal resistant to the majority of aggressive chemicals**
- **Pressure rating: 30 bar, temperature capability: 120°C**, continuous (For higher temperatures, please contact our technical department)
- **Sealed bulkhead connectors (to IP51)** enabling complete protection against detrimental ingress in food and non-food zones



Hygienic Design
























- Nutrient grade materials and H1 grease conforming to FDA and 1934/2004 EC standards, permitting permanent contact with food.
- A permissible all metal product, preventing the risk of non-detection of misplaced components.
- A very smooth surface design aimed at reducing retention zones for safe and easy cleaning :



- Compact fittings with a polished surface for improved cleaning
- Self-draining design naturally ensures the dispersion of external fluids
- Ra < 0,8 surface prevents food deposits from adhering to body
- Minimum space between release button and body of fitting
- Aerodynamic body shape, without dead zones or fixing holes, for improved and faster fluid pressure cleaning
- A range of parallel sub-bases, reducing potential retention zones

Splash Zone



NICKEL-PLATED BRASS ACCESSORIES		TUBING 		NICKEL-PLATED BRASS BALL VALVES		STAINLESS STEEL COUPLERS 316 L
EQUAL ELBOWS	EQUAL Y	CALIBRATED FEP	POLYETHYLENE (3)	STRAIGHT FLUOROPOLYMER SERIES	STRAIGHT UNIVERSAL SERIES	FKM SEALS
 0912 female parallel and metric	 0911 male taper / female parallel	 1005T 1025T	 1025Y 1100Y	 4902 parallel	 0402 parallel	 9201 male parallel body
 0913 male taper / female parallel	EQUAL CROSSES	CRYSTAL POLYETHER POLYURETHANE (2)	BRAIDED PVC	 0401 parallel	 9214 female parallel body	 9287 male parallel probe
 0921 female metric	ADAPTOR	 1025U..R 1100U..R	 1025V 1050V	 0482 parallel	 9286 female parallel probe	
EQUAL TEE	PLUGS (4) <small>*NBR Seal</small>			 0452 parallel		Ø INTERNAL Series X20 2,7 mm Series X21 5 mm Series X25 7,4 mm
 0915 parallel and metric	 0919 parallel and metric			 0439 parallel		
 0916 male taper / female parallel						
 0923 metric						


ACCESSORIES
Working pressure: 60 bar maximum
Temperature range:
-10°C to +150°C
Available threads: M5 to 3/4

TUBING
External diameters:
Ø4 to Ø12

























BALL VALVES
Fluoropolymer series :
Working pressure: 25 to 30 bar
Temperature range :
-20°C to +130°C
Internal diameter: 10 to 100 mm
Available threads: 1/4 to 4"
Straight universal series :
Working pressure: 20 to 40 bar
Temperature range:
-20°C to +80°C
Internal diameter 4 to 40 mm
Available threads: 1/8 to 2"

COUPLERS
Working pressure: 35 bar
Temperature range:
-15°C to +200°C
Available threads:
M5 to 1/2

Find all the technical characteristics of these products on our website www.parkerconnectic.com
From the «Low pressure» menu, enter the reference for each item and access full details: technical data, dimensions, certificates, CAD drawings.

























Our Solution for the Non

POLYMER INSTANT FITTINGS						
THREADED FITTINGS	MALE STUD ELBOWS	TEES	TUBE TO TUBE FITTINGS	BANJO FITTINGS	CARTRIDGES	PLUG-IN ACCESSORIES
 3175 taper	 3109 taper	 3108 taper	 3106 Ø3 to Ø14	 3118 parallel and metric	 3100 Ø4 to Ø12	 3182 Ø4 to Ø12
 3101 parallel and metric	 3129 taper	 3103 taper	 3102 Ø4 to Ø14			 3188 Ø4 to Ø12
 3181 metric	 3113 taper	 3198 parallel and metric	 3104 Ø3 to Ø14			 3126 Ø3 to Ø14
 3114 parallel and metric	 3199 parallel and metric	 3193 parallel and metric	 3140 Ø4 to Ø12			 3151 Ø4 to Ø12
			 3144 Ø4 to Ø6			
			TUBE TO TUBE FITTINGS			
			 3116 Ø4 to Ø14			

INSTANT FITTINGS
Working Pressure: 20 bar maximum Vacuum: 99% Temperature Range: -20°C to +80°C Available Diameters: Ø3 to Ø14 Available Threads: M3, M5, 1/8 to 1/2

Food Zone



POLYMER FUNCTION FITTINGS			TUBING	NICKEL-PLATED BRASS BALL VALVES	COUPLERS	
FLOW REGULATORS WITH INSTANT FITTINGS  7010 parallel  7060 parallel  7040 parallel  7770 in line  7030 plug-in	BLOCKING FITTINGS WITH INSTANT CONNECTIONS  7883 parallel	NON-RETURN VALVES  7996 double union Ø4 to Ø12  7984 parallel and metric  7985 taper	SEMI-RIGID POLYAMIDE  1025P 1100P FLEXIBLE POLYESTER POLYURETHANE  1025U 1100U POLYETHER POLYURETHANE BLACK, BLUE  1025U..R 1100U..R	 0492 parallel  0491 parallel	NICKEL-PLATED BRASS COUPLERS  9101 male parallel body  9114 female parallel body  9087 male parallel probe  9086 female parallel probe	SAFETY COUPLERS  9401U male parallel body  9414U female parallel body  9087U male parallel probe  9086 female parallel probe
					Ø INTERNAL Serie 23 5,5 mm Serie 25 7,4 mm Serie 30 8,5 mm	


FUNCTION FITTINGS
 Working Pressure: 1 to 10 bar
 Temperature Range: 0°C to +70°C
 Available Diameters: Ø4 to Ø12
 Available Threads: M3 to 1/2

TUBING
 External Diameters: Ø3 to Ø14

BALL VALVES
 Working Pressure: 12 bar maximum
 Temperature Range: -20°C to +80°C
 Internal Diameter: 4 to 13 mm
 Available Threads: 1/4 to 3/4

COUPLERS
 Working Pressure: 35 bar / 16 bar (safety couplers)
 Temperature Range: -20°C to +100°C / -20°C to +60°C (safety couplers)
 Available Threads: 1/4 to 1/2

Find all the technical characteristics of these products on our website www.parkerconnectic.com
 From the «Low pressure» menu, enter the reference for each item and access full details: technical data, dimensions, certificates, CAD drawings.





This complete range of products is dedicated to the transportation of fluids such as water, fruit juice and other beverages.

A COMPLETE RANGE

- 10 tube diameters: 4, 6, 8, 10, 12 mm
5/32, 1/4, 5/16, 3/8, 1/2
- BSPT / NPTF threads from 1/8 to 1/2
- 350 product references available
- A tubing range in "advanced PE", FDA and NSF 51 approved
- Ball valves and non-return valves



APPLICATIONS


- Water filtration system
- Water fountains
- Industrial water treatment systems
- Drinks vending machines

HIGH QUALITY MODERN MATERIALS

- Material approved by the FDA, NSF 51 and 61 (C hot), CE1935/2004, ACS, WRAS
- Excellent chemical resistance
- Body and threads in plastic material (biomaterial)
- Sustainable products

HIGH LEVEL TECHNICAL PERFORMANCE

- Working pressure up to 16 bar (40°C)
- Resistance to high temperatures: 95°C
- Guaranteed static and dynamic sealing, thanks to excellent tube guidance and unique D profile seal design
- 100% manufacturing control
- No pumping effect
- Quick assembly, facilitated by pre-coated thread sealant for an immediate seal
- Performance of the "advanced PE" tubing : flexibility, UV, pressure and temperature resistance



ERGONOMICS AND DESIGN

- One of the most compact fittings on the market
- Easy, quick and safe connection / disconnection
- Attractive design

Find all the technical characteristics of these products on our website: www.liquifit.net

LIQUIfit™
Range of Fittings, Tubings and Accessories for Water and Beverages

Parker **Legris**
ENGINEERING YOUR SUCCESS.

Metric Fittings Range

6303 - Global metric nut seat - BSPT thread

Part No.	Size	Material	Length	Weight	Volume	Surface Area
6303-08-08000	1/2"	304	80	0.015	0.0001	0.0001
6303-08-10000	1/2"	304	100	0.020	0.0001	0.0001
6303-08-12000	1/2"	304	120	0.025	0.0001	0.0001
6303-08-15000	1/2"	304	150	0.030	0.0001	0.0001
6303-08-20000	1/2"	304	200	0.040	0.0001	0.0001
6303-08-25000	1/2"	304	250	0.050	0.0001	0.0001
6303-08-30000	1/2"	304	300	0.060	0.0001	0.0001
6303-08-35000	1/2"	304	350	0.070	0.0001	0.0001
6303-08-40000	1/2"	304	400	0.080	0.0001	0.0001
6303-08-45000	1/2"	304	450	0.090	0.0001	0.0001
6303-08-50000	1/2"	304	500	0.100	0.0001	0.0001
6303-08-60000	1/2"	304	600	0.120	0.0001	0.0001
6303-08-70000	1/2"	304	700	0.140	0.0001	0.0001
6303-08-80000	1/2"	304	800	0.160	0.0001	0.0001
6303-08-90000	1/2"	304	900	0.180	0.0001	0.0001
6303-08-100000	1/2"	304	1000	0.200	0.0001	0.0001

6321 - Semi-actuator - BSPT thread

Part No.	Size	Material	Length	Weight	Volume	Surface Area
6321-08-08000	1/2"	304	80	0.015	0.0001	0.0001
6321-08-10000	1/2"	304	100	0.020	0.0001	0.0001
6321-08-12000	1/2"	304	120	0.025	0.0001	0.0001
6321-08-15000	1/2"	304	150	0.030	0.0001	0.0001
6321-08-20000	1/2"	304	200	0.040	0.0001	0.0001
6321-08-25000	1/2"	304	250	0.050	0.0001	0.0001
6321-08-30000	1/2"	304	300	0.060	0.0001	0.0001
6321-08-35000	1/2"	304	350	0.070	0.0001	0.0001
6321-08-40000	1/2"	304	400	0.080	0.0001	0.0001
6321-08-45000	1/2"	304	450	0.090	0.0001	0.0001
6321-08-50000	1/2"	304	500	0.100	0.0001	0.0001
6321-08-60000	1/2"	304	600	0.120	0.0001	0.0001
6321-08-70000	1/2"	304	700	0.140	0.0001	0.0001
6321-08-80000	1/2"	304	800	0.160	0.0001	0.0001
6321-08-90000	1/2"	304	900	0.180	0.0001	0.0001
6321-08-100000	1/2"	304	1000	0.200	0.0001	0.0001

6302 - 1/4" x 1/8" - BSPT thread

Part No.	Size	Material	Length	Weight	Volume	Surface Area
6302-08-08000	1/4"	304	80	0.005	0.0000	0.0000
6302-08-10000	1/4"	304	100	0.006	0.0000	0.0000
6302-08-12000	1/4"	304	120	0.007	0.0000	0.0000
6302-08-15000	1/4"	304	150	0.008	0.0000	0.0000
6302-08-20000	1/4"	304	200	0.010	0.0000	0.0000
6302-08-25000	1/4"	304	250	0.012	0.0000	0.0000
6302-08-30000	1/4"	304	300	0.014	0.0000	0.0000
6302-08-35000	1/4"	304	350	0.016	0.0000	0.0000
6302-08-40000	1/4"	304	400	0.018	0.0000	0.0000
6302-08-45000	1/4"	304	450	0.020	0.0000	0.0000
6302-08-50000	1/4"	304	500	0.022	0.0000	0.0000
6302-08-60000	1/4"	304	600	0.026	0.0000	0.0000
6302-08-70000	1/4"	304	700	0.030	0.0000	0.0000
6302-08-80000	1/4"	304	800	0.034	0.0000	0.0000
6302-08-90000	1/4"	304	900	0.038	0.0000	0.0000
6302-08-100000	1/4"	304	1000	0.042	0.0000	0.0000

Search tools: BSPT thread - **6303** OR **174410**

6305 08 17 W P2
 6305 - 1/2" x 1/8" BSPT thread
 08 - 1/2" x 1/8" BSPT thread
 17 - 1/2" x 1/8" BSPT thread
 W - 1/2" x 1/8" BSPT thread
 P2 - 1/2" x 1/8" BSPT thread

A DEDICATED WEBSITE

Parker **Legris**

Home | Products and Benefits | Products | Technical | Applications | Contacts | Contact

LIQUIfit™

Range for Water and Beverages

Industrial Process

News

LIQUIfit Receives NSF B1 Certification

LIQUIfit fittings conform to NSF B1

NSF B1 has two levels of certification, D for (NSF) and G for (NSF). Thanks to the materials and technology used in LIQUIfit's design...

Exhibitors

List of exhibitors where Legris will be displaying LIQUIfit

LIQUIfit's website is now on line

The website presents you the advantages, technical features, and product dimensions of this innovative product. Click on Legris.com for information on...

Products

- Universal fitting
- Advanced PE tubing
- Special end caps
- Clampless
- Assembly

Advanced design (patented)

LIQUIfit™ 1/4 fitting vs **Standard 1/4 fitting**

- The most compact profile on the market
- Ergonomic and aesthetic design
- Argon-filled stainless steel
- Heavy-duty thermal stability

Innovative technology

Simply push the tubing until you feel the fitting's resistance and seating is instantaneous (no crimping).

First, depress the friction release button, then pull the tubing out of the fitting.

- Instant connection / disconnection
- No fluid-retention movement of the LIQUIfit™ gripping system (prevent pumping effect)
- No tube insert or locking ring required at any working temperature (with Legris Advanced PE Tubing)
- Advanced gripping design allows it tight bond without heating
- Can be used with standard metric tubing (using standard Legris industrial equipment for the grips - dimensions)

Downward pumped full flow profile as gripping and seating within the fitting is activated using the outside of the tube without deformation, there is no flow restriction. The resultant airflow inside the fitting is equal to larger than the nominal diameter of the tube.

Internal flow to allow easy mounting in a restricted access air space.

Parker Legris connectic

products are available from

MARYLAND METRICS

P.O. Box 261 Owings Mills, MD 21117 USA

ph: (410)358-3130 (800)638-1830

fx: (410)358-3142 (800)872-9329

email: sales@mdmetric.com web: <http://mdmetric.com>

RFQ form: <http://mdmetric.com/rfq.htm>

Fluid System Connectors Europe

Legris SAS

Parker Hannifin Corporation

CS 46911 - 74 rue de Paris 35069

Rennes

Phone : +33 (2) 99 25 55 00

Fax : +33 (2) 99 25 55 99

